

ENECLAD[®] **SuperBond[™]**

Ultra-high performance structural adhesive & universal surface bonding agent.

**Bonds to Problem Materials
Like Never Before**

- Galvanized Surfaces
- Glazed Ceramic Tile
- Glass
- Stainless & Aluminum
- ...and more

ENECLAD[®] SuperBond[™] is a revolutionary structural adhesive that provides unrivaled performance when bonding a new concrete overlay to an existing, cured concrete surface or when bonding synthetic/plastic mortars to virtually any rigid surface. When used to bond new concrete to old, the strength of the resultant bond is many times greater than the cohesive strength of monolithic concrete!

SuperBond[™] is a 100% solids, two-component, high performance polymer composite exhibiting extraordinary adhesion to smooth concrete, tile, stone, brick, block, terrazzo, marble, metal, wood and even glass! **SuperBond[™]** is great for improving the adhesion of conventional caulking materials used in expansion and control joints.

SuperBond[™] can even be used as a bonding agent for permanent immersion applications such as in swimming pools or on ships' hulls. It cures chemically, transforming the bond-line into a highly durable, waterproof film.




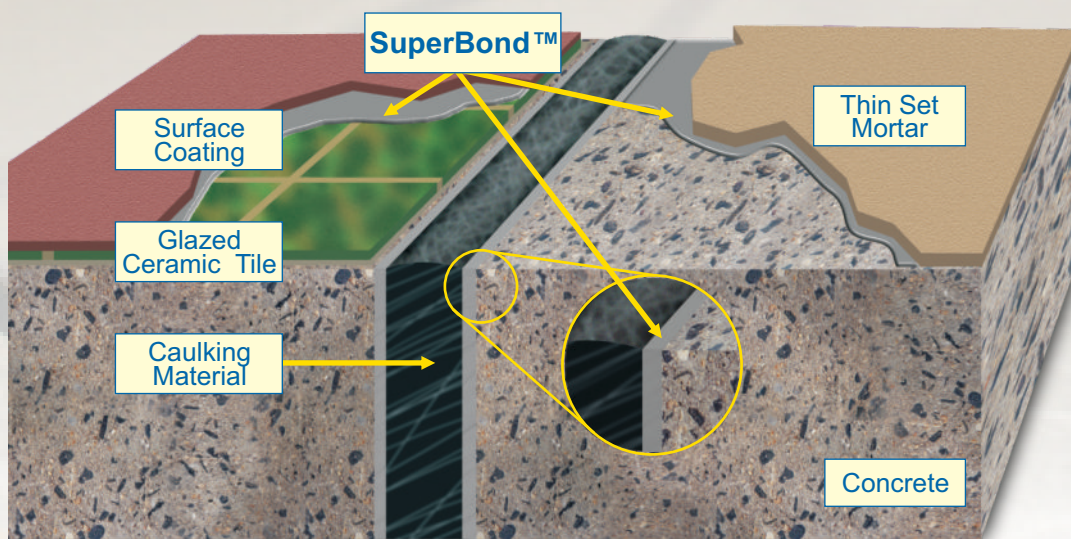
SuperBond[™] is an excellent bonding agent for almost any flooring material.



SuperBond[™] is ideal for immersion applications.



SuperBond[™] is a surface tolerant primer with an extended overcoating window.



ENECON[®] Corporation
The Fluid Flow
Systems Specialists.

www.enecon.com

Toll Free: 888-4-ENECON (888-436-3266)

Tel: 516 349 0022 · Fax: 516 349 5522

info@enecon.com

6 Platinum Court · Medford, NY 11763-2251

Technical Data

Coverage rate per kg. @ 5 mils	40 - 45 ft ² / 4 m ²	
Shelf Life	Indefinite	
Mixing ratio	Base	Activator
By volume	5	1
By weight	10	1

Working Life & Cure Times

Ambient Temperature	Working Life	Overcoat Within	Full Cure
50°F 10°C	4 hrs	24 hrs	10 days
59°F 15°C	90 min	14 hrs	7 days
77°F 25°C	45 min	8 hrs	4 days
86°F 30°C	25 min	4 hrs	3 days

Physical Properties

(ASTM D- 4541) Direct Tensile Adhesion to:	Bond Strength (psi)	Failure Mode
*Unblasted Carbon Steel	1500	Stud and panel adhesive failure
*Unblasted Stainless Steel	1400	Stud and panel adhesive failure
*Unblasted Galvanized Steel	800	Panel adhesive failure
*Smooth Plate Glass	1500	Glass cohesive failure
*Unblasted Aluminum	1400	Stud and panel adhesive failure
*Cured Epoxy Coating	1000	Stud, coating and panel adhesive failure
*Glazed Ceramic Tile	700	Tile cohesive failure
Dry Concrete	400	Concrete cohesive failure
Damp Concrete	400	Concrete cohesive failure
*Vinyl Tile	500	Vinyl tile cohesive failure
*Wood	800	Wood cohesive failure
*Substrates were prepared with only an acetone wipe.		

Using ENECLAD® SuperBond™

Surface Preparation - ENECLAD® SuperBond™ should only be applied to clean surfaces.

1. Remove all loose material and surface contamination.
2. Clean the substrate with a suitable solvent that leaves no residue on the surface after evaporation such as MEK, acetone, denatured alcohol or isopropyl alcohol.
3. If necessary, apply moderate heat and/or allow ingrained contaminants to leach out before the final solvent cleaning.

Note: Although surface roughening is not required for normal applications, roughening of the surface will increase the adhesion of ENECLAD® SuperBond™, which may be desirable for certain applications.

Mixing - For your convenience, the ENECLAD® SuperBond™ Base and Activator have been supplied in precisely measured quantities to simplify mixing of full units. Should a small amount of material be required, measure out 5 parts Base and 1 part Activator by volume (5:1, v/v) on a clean mixing surface. Keep Base and Activator separated until ready to mix and apply.

The individual components of this product should be thoroughly stirred before the two are mixed together. Pour the container of Activator into the Base container. Mix the two components together either manually or mechanically. Blend the material for 1 - 2 minutes. Stop and scrape the container sides and bottom to incorporate any unmixed Base or Activator. Continue mixing for 2-3 additional minutes.


Application - Apply by stiff brush or short nap roller. ENECLAD® SuperBond™ should be applied at a minimum thickness of 5 mils, although rougher substrates will require thicker applications. Stipple the SuperBond into any pits and cavities as necessary.

All mixed SuperBond must be applied within its working life. SuperBond may be overcoated when it becomes tacky; however it is imperative that all overcoating be completed within its maximum overcoating time as indicated.

Health & Safety - Every effort is made to insure that ENECON® products are as simple and safe to use as possible. Normal industry standards and practices for housekeeping, cleanliness and personal protection should be observed. For further information and guidance, please refer to the detailed MATERIAL SAFETY DATA SHEETS (MSDS) supplied with the material and also available on request.

Cleaning of Equipment - Wipe excess material from tools immediately. Use acetone, MEK, isopropyl alcohol or similar solvent as needed.

Technical Support - The ENECON® engineering team is always available to provide technical support and assistance. For guidance on difficult application procedures or for answers to simple questions, call your local ENECON® Fluid Flow Systems Specialist or the ENECON® Engineering Center.



All information contained herein is based on long term testing in our laboratories as well as practical field experience and is believed to be reliable and accurate. No condition or warranty is given covering the results from use of our products in any particular case, whether the purpose is disclosed or not, and we cannot accept liability if the desired results are not obtained.

Copyright © 2014 by ENECON® Corporation. All rights reserved. No part of this work may be reproduced or used in any form or by any means - graphic, electronic or mechanical including photocopying, recording, taping or information storage and retrieval systems - without written permission of ENECON® Corporation.